

100% BRUNEI DARUSSALAM

Transition to 100% wind, water, and solar (WWS) for all purposes
(electricity, transportation, heating/cooling, industry)



Residential rooftop solar
7%



Solar plant
57.7%



Concentrated solar plant
10%




Onshore wind
5%



Offshore wind
11.5%

2050

PROJECTED
ENERGY MIX



Commercial/govt rooftop solar
8.8%



Wave energy
0%



Geothermal energy
0%



Hydroelectric
0%



Tidal turbine
0%




40-Year Jobs Created


Number of jobs where a person is employed for 40 consecutive years

Operation jobs: 

7,021

Construction jobs: 


5,634

 = 1,000

Using WWS electricity for everything, instead of burning fuel, and improving energy efficiency means you need much less energy.

2050 Demand with BAU

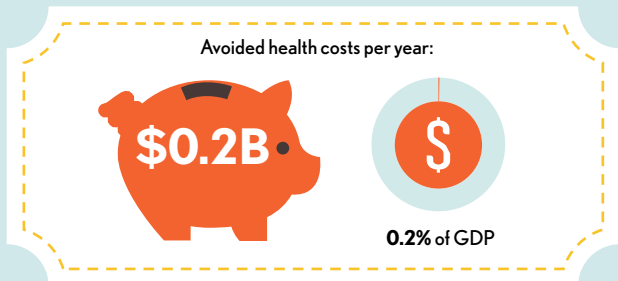
2050 Wind, Water, Solar



100% BRUNEI DARUSSALAM

Transition to 100% wind, water, and solar (WWS) for all purposes
(electricity, transportation, heating/cooling, industry)

Avoided Mortality and Illness Costs



Air pollution deaths avoided every year: **10**

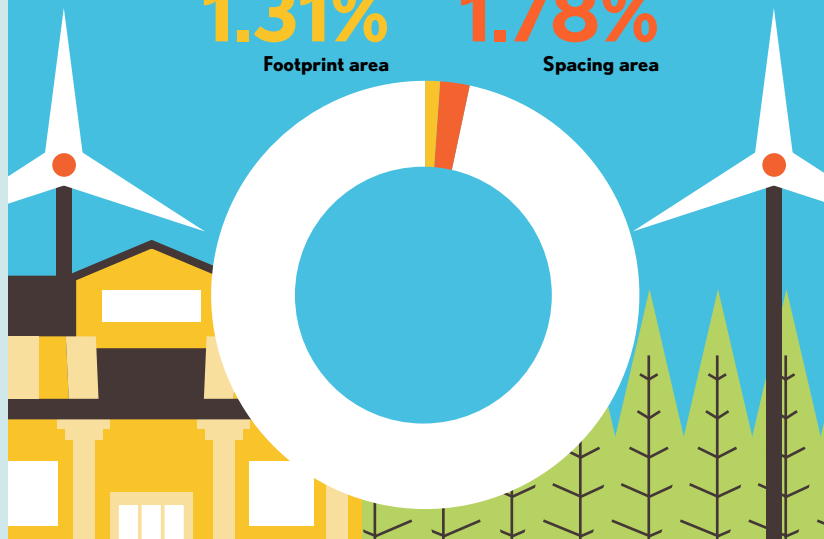


Plan pays for itself in as little as **1.4** years from air pollution and climate cost savings alone.

Percentage of Land Needed for All New WWS Generators

1.31% Footprint area

1.78% Spacing area



Future Energy Costs 2050

BAU (Business as usual) WWS (Wind, water, solar)



Average fossil-fuel energy costs*

12.1 c/kWh

*Health and climate external costs of fossil fuels are another 5.7c/kWh



Average WWS electricity costs

6.8 c/kWh

Money in Your Pocket

(P) = \$1,000

Annual energy, health, and climate cost savings per person in 2050: **\$9,824**



Annual energy cost savings per person in 2050: **\$1,309**

