

100% CAMBODIA

Transition to 100% wind, water, and solar (WWS) for all purposes
(electricity, transportation, heating/cooling, industry)



Residential rooftop solar
26%



Solar plant
7.4%



Concentrated solar plant
5%



Onshore wind
30%



Offshore wind
7.9%

2050

PROJECTED ENERGY MIX



Commercial/govt rooftop solar
12.2%



Wave energy
2%



Geothermal energy
0%



Hydroelectric
9.3%



Tidal turbine
0.2%



40-Year Jobs Created

Number of jobs where a person is employed for 40 consecutive years

Operation jobs: 

7,961

Construction jobs: 

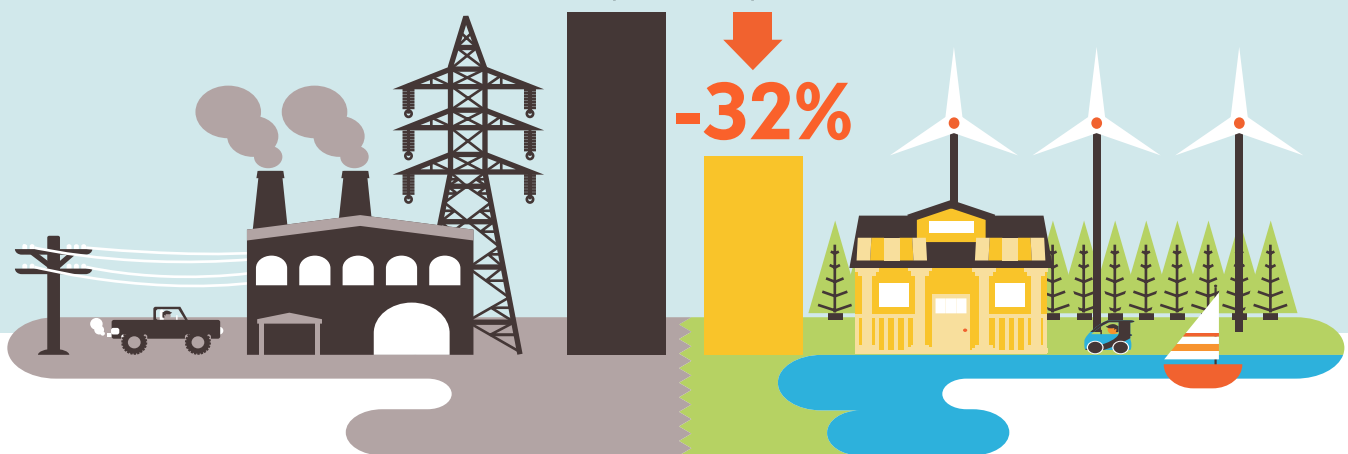
12,739

 = 1,000 

Using WWS electricity for everything, instead of burning fuel, and improving energy efficiency means you need much less energy.

2050 Demand with BAU

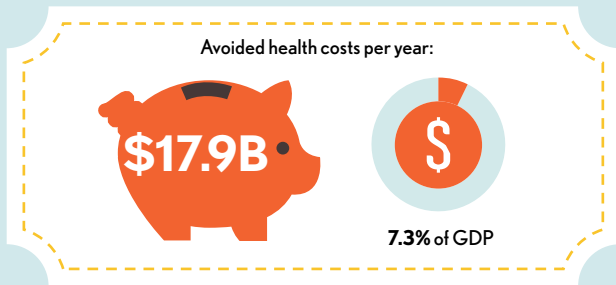
2050 Wind, Water, Solar



100% CAMBODIA

Transition to 100% wind, water, and solar (WWS) for all purposes
(electricity, transportation, heating/cooling, industry)

Avoided Mortality and Illness Costs



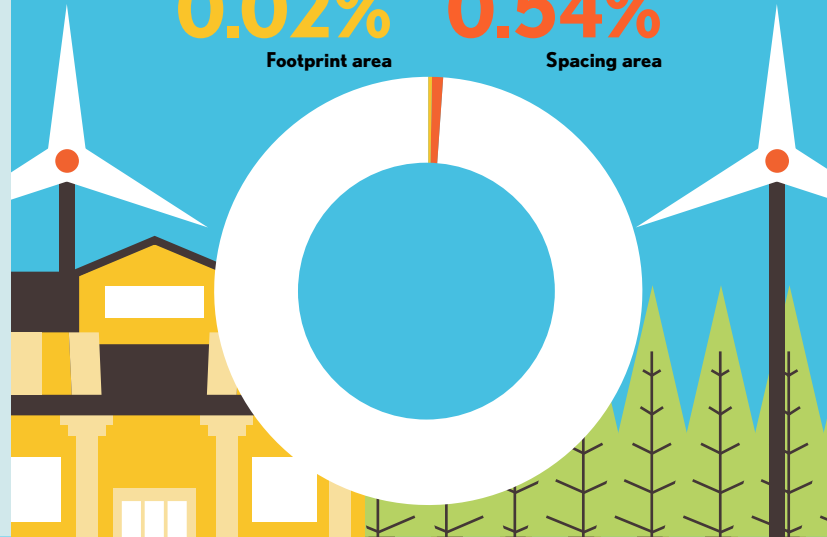
Air pollution deaths avoided every year: **3,911**



Plan pays for itself in as little as **1.7** years from air pollution and climate cost savings alone.

Percentage of Land Needed for All New WWS Generators

0.02% Footprint area
0.54% Spacing area



Future Energy Costs 2050

BAU (Business as usual) WWS (Wind, water, solar)



Average fossil-fuel energy costs*

11.8 c/kWh

*Health and climate external costs of fossil fuels are another 5.7c/kWh



Average WWS electricity costs

9.9 c/kWh

Money in Your Pocket

= \$100

Annual energy, health, and climate cost savings per person in 2050: **\$926**



Annual energy cost savings per person in 2050: **\$15**

