

100% CAMEROON

Transition to 100% wind, water, and solar (WWS) for all purposes
(electricity, transportation, heating/cooling, industry)



Residential rooftop solar
10%



Solar plant
46.5%



Concentrated solar plant
15%



Onshore wind
15%



Offshore wind
1.5%

2050

PROJECTED
ENERGY MIX



Commercial/govt rooftop solar
5.5%



Wave energy
1%



Geothermal energy
0%



Hydroelectric
5.3%



Tidal turbine
0.2%



40-Year Jobs Created

Number of jobs where a person is employed for 40 consecutive years

Operation jobs:



16,222

Construction jobs:




16,701

1 figure = 1,000

Using WWS electricity for everything, instead of burning fuel, and improving energy efficiency means you need much less energy.

2050 Demand with BAU

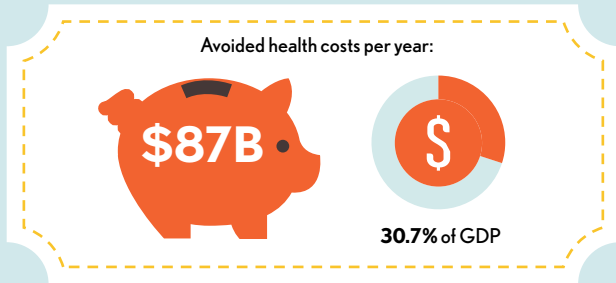
2050 Wind, Water, Solar



100% CAMEROON

Transition to 100% wind, water, and solar (WWS) for all purposes
(electricity, transportation, heating/cooling, industry)

Avoided Mortality and Illness Costs



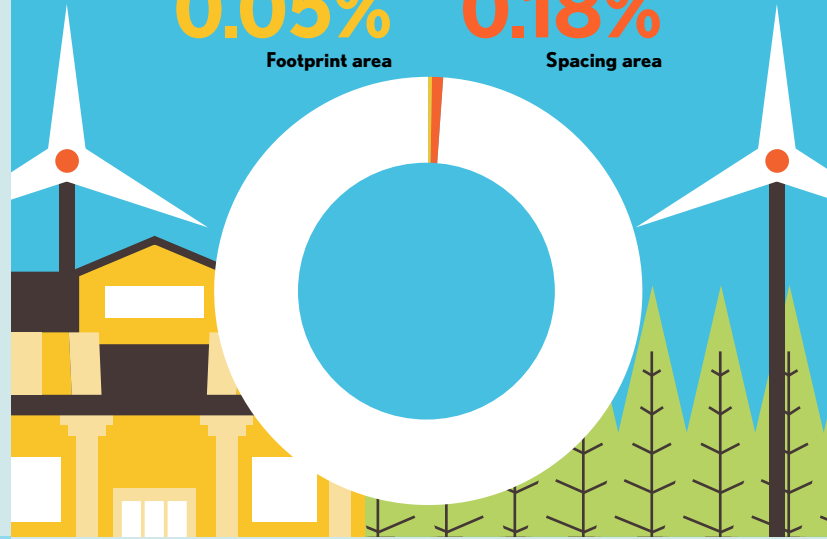
Air pollution deaths avoided every year: **22,149**



Plan pays for itself in as little as **0.6** years from air pollution and climate cost savings alone.

Percentage of Land Needed for All New WWS Generators

0.05% Footprint area
0.18% Spacing area



Future Energy Costs 2050

BAU (Business as usual) WWS (Wind, water, solar)



Average fossil-fuel energy costs*

8.3 c/kWh

*Health and climate external costs of fossil fuels are another 5.7c/kWh



Average WWS electricity costs

5.9 c/kWh

Money in Your Pocket

(P) = \$300

Annual energy, health, and climate cost savings per person in 2050: **\$2,618**



Annual energy cost savings per person in 2050: **\$19**

