

# 100% CANADA

Transition to 100% wind, water, and solar (WWS) for all purposes  
(electricity, transportation, heating/cooling, industry)



Residential rooftop solar  
**1.5%**



Solar plant  
**18%**



Concentrated solar plant  
**0%**



Onshore wind  
**37.5%**



Offshore wind  
**21%**

## 2050

PROJECTED ENERGY MIX



Commercial/govt rooftop solar  
**1.7%**



Wave energy  
**2%**



Geothermal energy  
**1.9%**



Hydroelectric  
**16.2%**




Tidal turbine  
**0.2%**




### 40-Year Jobs Created


Number of jobs where a person is employed for 40 consecutive years

Operation jobs: 


**463,322**

Construction jobs: 

**292,986**

 = 100,000

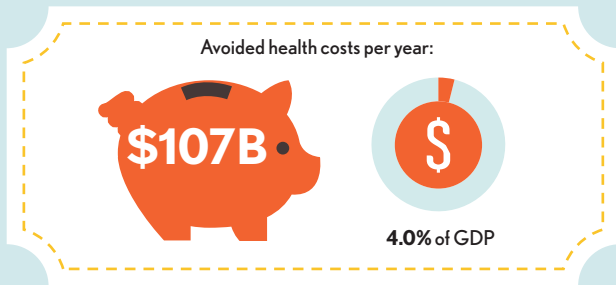
Using WWS electricity for everything, instead of burning fuel, and improving energy efficiency means you need much less energy.



# 100% CANADA

Transition to 100% wind, water, and solar (WWS) for all purposes  
(electricity, transportation, heating/cooling, industry)

## Avoided Mortality and Illness Costs



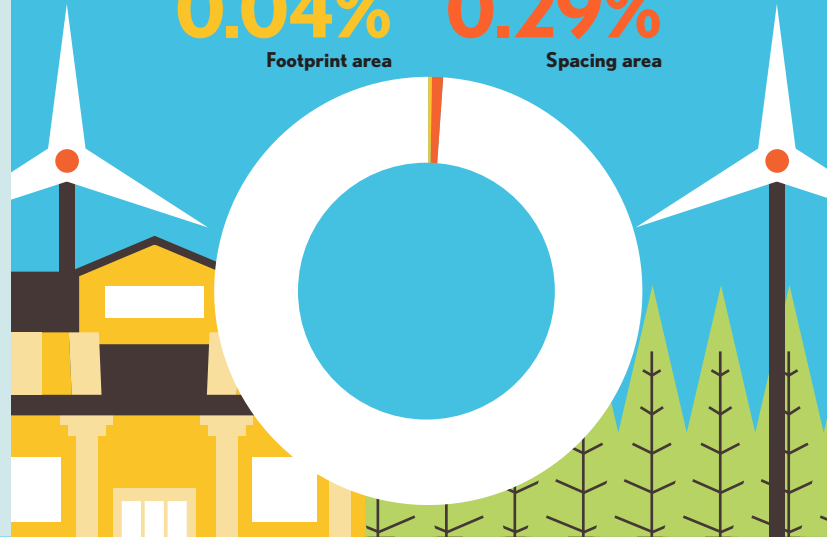
Air pollution deaths avoided every year: **9,598**



Plan pays for itself in as little as **1.9** years from air pollution and climate cost savings alone.

## Percentage of Land Needed for All New WWS Generators

**0.04%** Footprint area  
**0.29%** Spacing area



## Future Energy Costs 2050

BAU (Business as usual)      WWS (Wind, water, solar)



Average fossil-fuel energy costs\*

**8.5 c/kWh**

\*Health and climate external costs of fossil fuels are another 5.7c/kWh



Average WWS electricity costs

**9.9 c/kWh**

## Money in Your Pocket

= \$1,000

Annual energy, health, and climate cost savings per person in 2050: **\$8,888**



Annual energy cost savings per person in 2050: **\$164**

