

100% CONGO

Transition to 100% wind, water, and solar (WWS) for all purposes
(electricity, transportation, heating/cooling, industry)



Residential rooftop solar
27.7%



Solar plant
17.2%



Concentrated solar plant
0%



Onshore wind
10%



Offshore wind
12%

2050

PROJECTED
ENERGY MIX



Commercial/govt rooftop solar
21.6%



Wave energy
1.9%



Geothermal energy
0%



Hydroelectric
8.6%



Tidal turbine
1%



40-Year Jobs Created

Number of jobs where a person is employed for 40 consecutive years

Operation jobs:



3,223

Construction jobs:




3,909

= 500

Using WWS electricity for everything, instead of burning fuel, and improving energy efficiency means you need much less energy.

2050 Demand with BAU

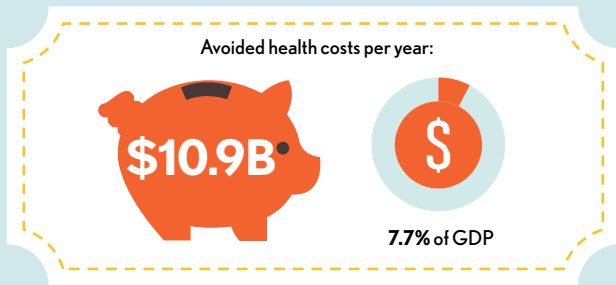
2050 Wind, Water, Solar



100% CONGO

Transition to 100% wind, water, and solar (WWS) for all purposes
(electricity, transportation, heating/cooling, industry)

Avoided Mortality and Illness Costs



Air pollution deaths avoided every year: **2,049**

 = 100



Plan pays for itself in as little as **1 year** from air pollution and climate cost savings alone.

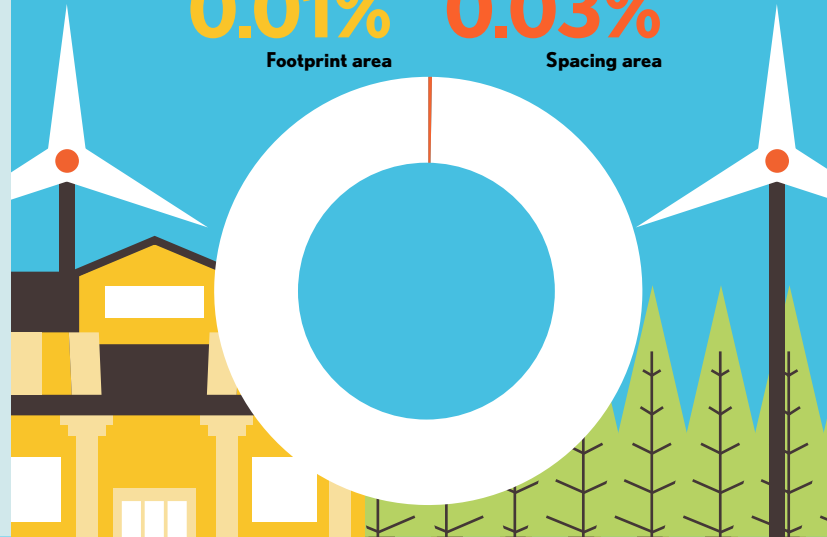
Percentage of Land Needed for All New WWS Generators

0.01%

Footprint area

0.03%

Spacing area



Future Energy Costs 2050

 BAU (Business as usual)

 WWS (Wind, water, solar)



Average fossil-fuel energy costs*

8.9 c/kWh

*Health and climate external costs of fossil fuels are another 5.7c/kWh



Average WWS electricity costs

9.2 c/kWh

Money in Your Pocket

 = \$100

Annual energy, health, and climate cost savings per person in 2050: **\$1,260**



Annual energy cost savings per person in 2050: **\$7**

