

# 100% COSTA RICA

Transition to 100% wind, water, and solar (WWS) for all purposes  
(electricity, transportation, heating/cooling, industry)



Residential rooftop solar  
**17%**



Solar plant  
**6.8%**



Concentrated solar plant  
**5%**



Onshore wind  
**3%**



Offshore wind  
**1.1%**

## 2050

PROJECTED ENERGY MIX



Commercial/govt rooftop solar  
**17.4%**



Wave energy  
**1%**



Geothermal energy  
**26.7%**



Hydroelectric  
**21.7%**




Tidal turbine  
**0.3%**



### 40-Year Jobs Created


Number of jobs where a person is employed for 40 consecutive years

Operation jobs: 

**5,151**

Construction jobs: 


**8,373**

 = 1,000

Using WWS electricity for everything, instead of burning fuel, and improving energy efficiency means you need much less energy.

2050 Demand with BAU

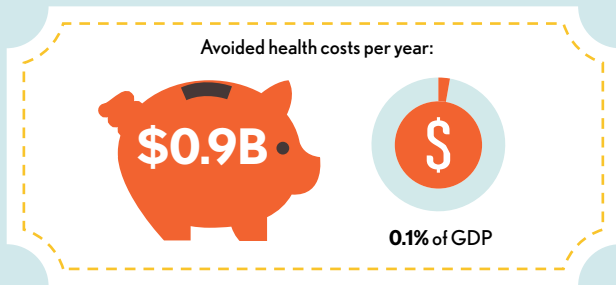
2050 Wind, Water, Solar



# 100% COSTA RICA

Transition to 100% wind, water, and solar (WWS) for all purposes  
(electricity, transportation, heating/cooling, industry)

## Avoided Mortality and Illness Costs



Air pollution deaths avoided every year: **120**



Plan pays for itself in as little as **2.4** years from air pollution and climate cost savings alone.

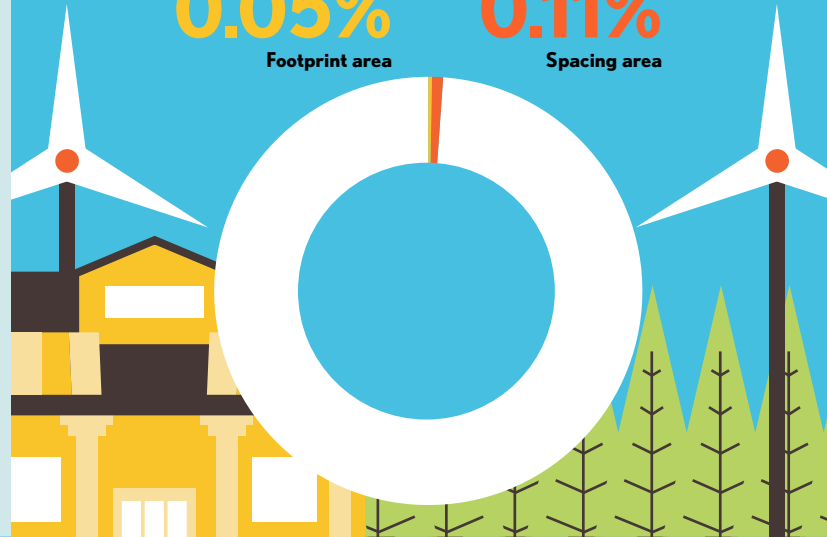
## Percentage of Land Needed for All New WWS Generators

**0.05%**

Footprint area

**0.11%**

Spacing area



## Future Energy Costs 2050

BAU (Business as usual)

WWS (Wind, water, solar)



Average fossil-fuel energy costs\*

**8.9 c/kWh**

\*Health and climate external costs of fossil fuels are another 5.7c/kWh



Average WWS electricity costs

**9.7 c/kWh**

## Money in Your Pocket

**(P) = \$100**

Annual energy, health, and climate cost savings per person in 2050: **\$821**



Annual energy cost savings per person in 2050: **\$23**

