

100% NORTH KOREA

Transition to 100% wind, water, and solar (WWS) for all purposes
(electricity, transportation, heating/cooling, industry)



Residential rooftop solar
1.8%



Solar plant
49.2%



Concentrated solar plant
0%



Onshore wind
25%



Offshore wind
12.5%

2050

PROJECTED ENERGY MIX

Commercial/govt rooftop solar
0.6%



Wave energy
2%



Geothermal energy
0%



Hydroelectric
8.1%



Tidal turbine
0.8%



40-Year Jobs Created


Number of jobs where a person is employed for 40 consecutive years

Operation jobs:



92,616

Construction jobs:




62,418

1 = 5,000

Using WWS electricity for everything, instead of burning fuel, and improving energy efficiency means you need much less energy.

2050 Demand with BAU

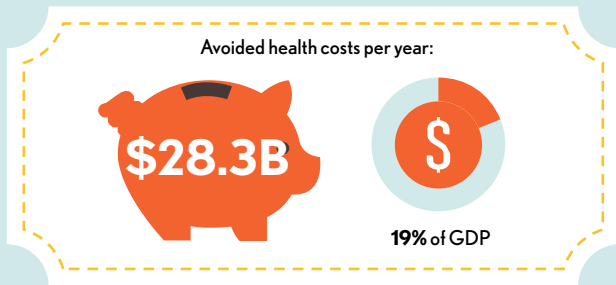
2050 Wind, Water, Solar



100% NORTH KOREA

Transition to 100% wind, water, and solar (WWS) for all purposes
(electricity, transportation, heating/cooling, industry)

Avoided Mortality and Illness Costs




Air pollution deaths avoided every year: **8,743**



Plan pays for itself in as little as **2.1** years from air pollution and climate cost savings alone.

Percentage of Land Needed for All New WWS Generators



Future Energy Costs 2050

BAU (Business as usual) WWS (Wind, water, solar)



Average fossil-fuel energy costs*

8.1 c/kWh

*Health and climate external costs of fossil fuels are another 5.7c/kWh



Average WWS electricity costs

7.8 c/kWh

Money in Your Pocket

[(P)] = \$500

Annual energy, health, and climate cost savings per person in 2050: **\$2,484**



Annual energy cost savings per person in 2050: **\$19**