

100% DENMARK

Transition to 100% wind, water, and solar (WWS) for all purposes
(electricity, transportation, heating/cooling, industry)



Residential rooftop solar
1.6%



Solar plant
8.7%



Concentrated solar plant
0%



Onshore wind
28%



Offshore wind
57%

2050

PROJECTED ENERGY MIX



Commercial/govt rooftop solar
1.6%



Wave energy
3%



Geothermal energy
0%



Hydroelectric
0%



Tidal turbine
0.1%



40-Year Jobs Created

Number of jobs where a person is employed for 40 consecutive years

Operation jobs:



31,663

Construction jobs:




18,552

= 2,000

Using WWS electricity for everything, instead of burning fuel, and improving energy efficiency means you need much less energy.

2050 Demand with BAU

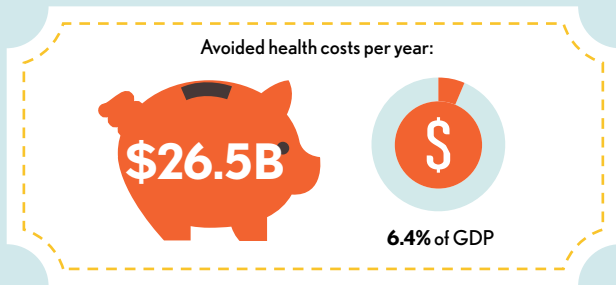
2050 Wind, Water, Solar



100% DENMARK

Transition to 100% wind, water, and solar (WWS) for all purposes
(electricity, transportation, heating/cooling, industry)

Avoided Mortality and Illness Costs



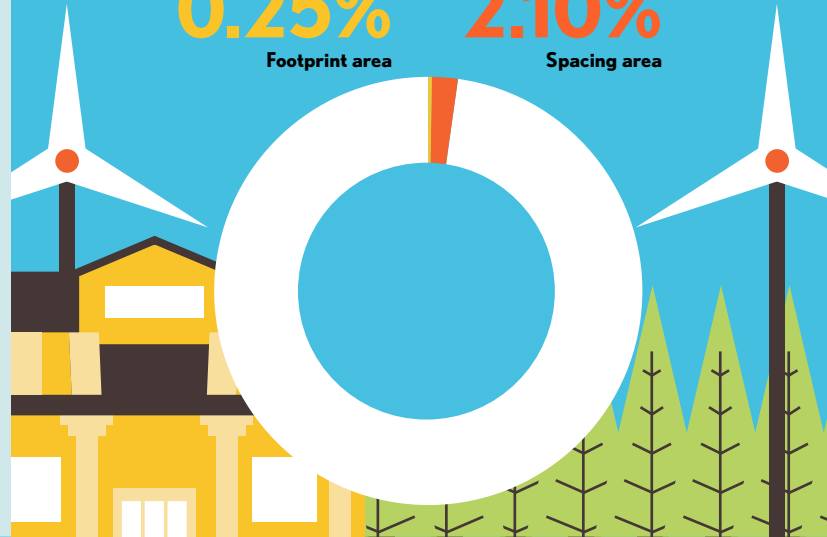
Air pollution deaths avoided every year: **2,238**



Plan pays for itself in as little as **1.5** years from air pollution and climate cost savings alone.

Percentage of Land Needed for All New WWS Generators

0.25% Footprint area
2.10% Spacing area



Future Energy Costs 2050

BAU (Business as usual) WWS (Wind, water, solar)



Average fossil-fuel energy costs*

12.2 c/kWh

*Health and climate external costs of fossil fuels are another 5.7c/kWh



Average WWS electricity costs

12.9 c/kWh

Money in Your Pocket

(P) = \$1,000

Annual energy, health, and climate cost savings per person in 2050: **\$8,500**



Annual energy cost savings per person in 2050: **\$145**

