

100% DOMINICAN REPUBLIC

Transition to 100% wind, water, and solar (WWS) for all purposes
(electricity, transportation, heating/cooling, industry)



Residential rooftop solar
24.1%



Solar plant
4.3%



Concentrated solar plant
5%



Onshore wind
25%



Offshore wind
5%

2050

PROJECTED
ENERGY MIX

Commercial/govt rooftop solar
20%



Wave energy
2%



Geothermal energy
10%



Hydroelectric
4.4%



Tidal turbine
0.2%



40-Year Jobs Created

Number of jobs where a person is employed for 40 consecutive years

Operation jobs:



7,574

Construction jobs:




14,236

= 1,000

Using WWS electricity for everything, instead of burning fuel, and improving energy efficiency means you need much less energy.

2050 Demand with BAU

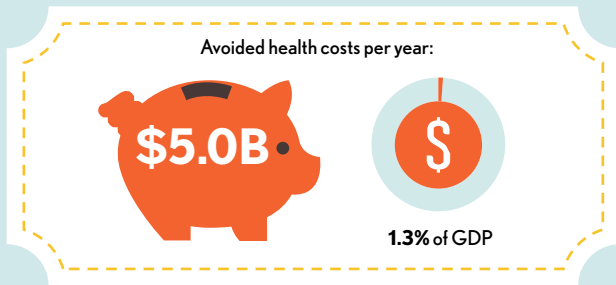
2050 Wind, Water, Solar



100% DOMINICAN REPUBLIC

Transition to 100% wind, water, and solar (WWS) for all purposes
(electricity, transportation, heating/cooling, industry)

Avoided Mortality and Illness Costs



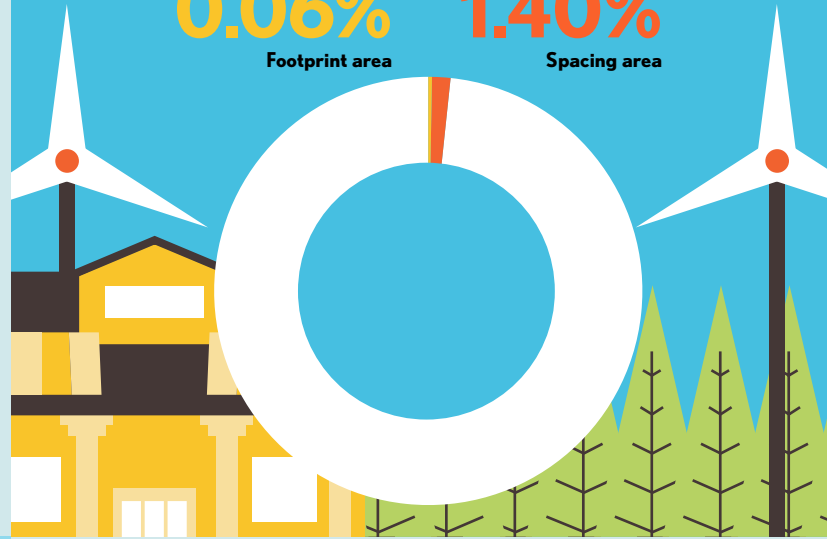
Air pollution deaths avoided every year: **701**



Plan pays for itself in as little as **1.7** years from air pollution and climate cost savings alone.

Percentage of Land Needed for All New WWS Generators

0.06% Footprint area
1.40% Spacing area



Future Energy Costs 2050

BAU (Business as usual) WWS (Wind, water, solar)



Average fossil-fuel energy costs*

11.1 c/kWh

*Health and climate external costs of fossil fuels are another 5.7c/kWh



Average WWS electricity costs

10.4 c/kWh

Money in Your Pocket

(P) = \$100

Annual energy, health, and climate cost savings per person in 2050: **\$1,203**



Annual energy cost savings per person in 2050: **\$40**

