

100% EGYPT

Transition to 100% wind, water, and solar (WWS) for all purposes
(electricity, transportation, heating/cooling, industry)



Residential rooftop solar
11.7%



Solar plant
42.6%



Concentrated solar plant
15%



Onshore wind
20%



Offshore wind
0.3%

2050

PROJECTED ENERGY MIX

Commercial/govt rooftop solar
8.1%



Wave energy
1%



Geothermal energy
0%



Hydroelectric
1.3%



Tidal turbine
0%



40-Year Jobs Created


Number of jobs where a person is employed for 40 consecutive years

Operation jobs:



174,629

Construction jobs:




200,576

1 = 15,000

Using WWS electricity for everything, instead of burning fuel, and improving energy efficiency means you need much less energy.

2050 Demand with BAU

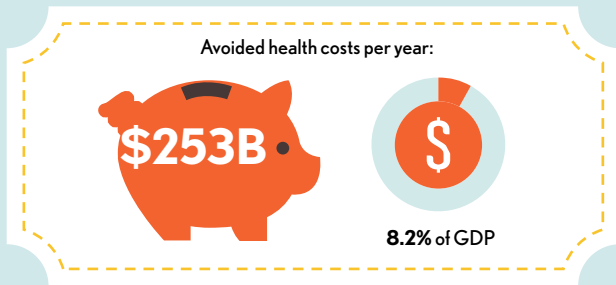
2050 Wind, Water, Solar



100% EGYPT

Transition to 100% wind, water, and solar (WWS) for all purposes
(electricity, transportation, heating/cooling, industry)

Avoided Mortality and Illness Costs




Air pollution deaths avoided every year: **38,708**



Plan pays for itself in as little as **1.3** years from air pollution and climate cost savings alone.

Percentage of Land Needed for All New WWS Generators



Future Energy Costs 2050

● BAU (Business as usual) ● WWS (Wind, water, solar)



Average fossil-fuel energy costs*

11.7 c/kWh

*Health and climate external costs of fossil fuels are another 5.7c/kWh




Average WWS electricity costs

8.2 c/kWh

Money in Your Pocket

☞ = \$300

Annual energy, health, and climate cost savings per person in 2050: **\$2,783**



Annual energy cost savings per person in 2050: **\$171**

