

100% GABON

Transition to 100% wind, water, and solar (WWS) for all purposes
(electricity, transportation, heating/cooling, industry)



Residential rooftop solar
6%



Solar plant
46.5%



Concentrated solar plant
0%



Onshore wind
15%



Offshore wind
20%

2050

PROJECTED
ENERGY MIX



Commercial/govt rooftop solar
7.3%



Wave energy
2%



Geothermal energy
0%



Hydroelectric
2.8%



Tidal turbine
0.4%



40-Year Jobs Created


Number of jobs where a person is employed for 40 consecutive years

Operation jobs: 

10,216

Construction jobs: 


7,377

 = 1,000

Using WWS electricity for everything, instead of burning fuel, and improving energy efficiency means you need much less energy.

2050 Demand with BAU

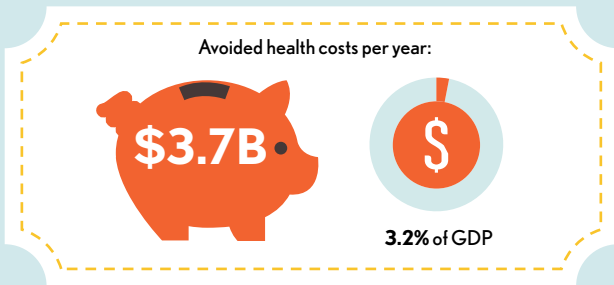
2050 Wind, Water, Solar



100% GABON

Transition to 100% wind, water, and solar (WWS) for all purposes
(electricity, transportation, heating/cooling, industry)

Avoided Mortality and Illness Costs



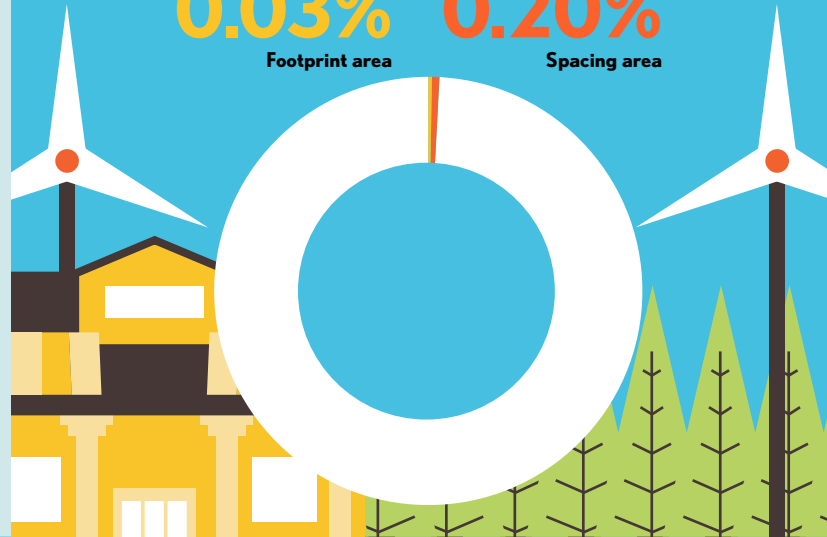
Air pollution deaths avoided every year: **446**



Plan pays for itself in as little as **3.2** years from air pollution and climate cost savings alone.

Percentage of Land Needed for All New WWS Generators

0.03% Footprint area
0.20% Spacing area



Future Energy Costs 2050

● BAU (Business as usual) ● WWS (Wind, water, solar)



Average fossil-fuel energy costs*

9.7 c/kWh

*Health and climate external costs of fossil fuels are another 5.7c/kWh



Average WWS electricity costs

7.2 c/kWh

Money in Your Pocket

[P] = \$200

Annual energy, health, and climate cost savings per person in 2050: **\$1,632**



Annual energy cost savings per person in 2050: **\$65**

