

100% GEORGIA

Transition to 100% wind, water, and solar (WWS) for all purposes
(electricity, transportation, heating/cooling, industry)



Residential rooftop solar
5.2%



Solar plant
33.6%



Concentrated solar plant
0%



Onshore wind
18%



Offshore wind
4%

2050

PROJECTED
ENERGY MIX



Commercial/govt rooftop solar
7.3%



Wave energy
2%



Geothermal energy
0%



Hydroelectric
29.6%



Tidal turbine
0.3%



40-Year Jobs Created

Number of jobs where a person is employed for 40 consecutive years

Operation jobs:



9,071

Construction jobs:




8,731

= 1,000

Using WWS electricity for everything, instead of burning fuel, and improving energy efficiency means you need much less energy.

2050 Demand with BAU

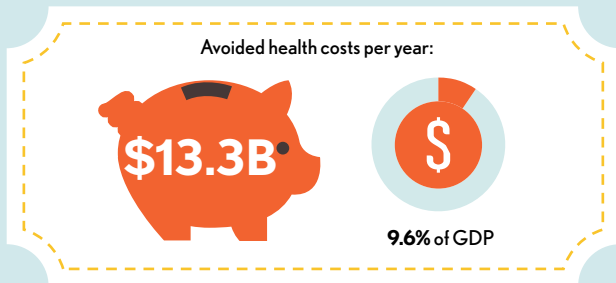
2050 Wind, Water, Solar



100% GEORGIA

Transition to 100% wind, water, and solar (WWS) for all purposes
(electricity, transportation, heating/cooling, industry)

Avoided Mortality and Illness Costs



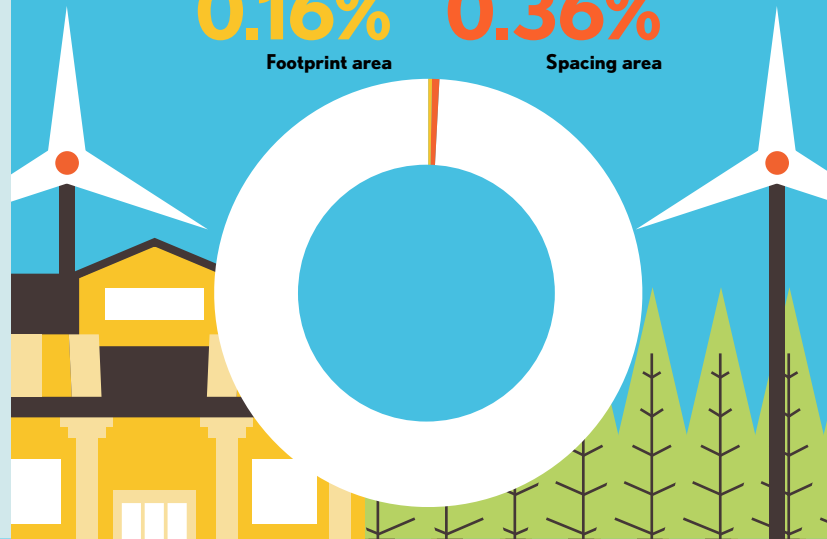
Air pollution deaths avoided every year: **1,597**



Plan pays for itself in as little as **1.3** years from air pollution and climate cost savings alone.

Percentage of Land Needed for All New WWS Generators

0.16% Footprint area
0.36% Spacing area



Future Energy Costs 2050

BAU (Business as usual) WWS (Wind, water, solar)



Average fossil-fuel energy costs*

8.1 c/kWh

*Health and climate external costs of fossil fuels are another 5.7c/kWh



Average WWS electricity costs

7.6 c/kWh

Money in Your Pocket

(P) = \$500

Annual energy, health, and climate cost savings per person in 2050: **\$4,421**



Annual energy cost savings per person in 2050: **\$90**

