

100% MONGOLIA

Transition to 100% wind, water, and solar (WWS) for all purposes
(electricity, transportation, heating/cooling, industry)



Residential rooftop solar
2.7%



Solar plant
56%



Concentrated solar plant
0%



Onshore wind
38%



Offshore wind
0%

2050

PROJECTED
ENERGY MIX

Commercial/govt rooftop solar
3.2%



Wave energy
0%



Geothermal energy
0%



Hydroelectric
0%



Tidal turbine
0%



40-Year Jobs Created

Number of jobs where a person is employed for 40 consecutive years

Operation jobs:



18,340

Construction jobs:




15,027

1 = 1,000

Using WWS electricity for everything, instead of burning fuel, and improving energy efficiency means you need much less energy.

2050 Demand with BAU

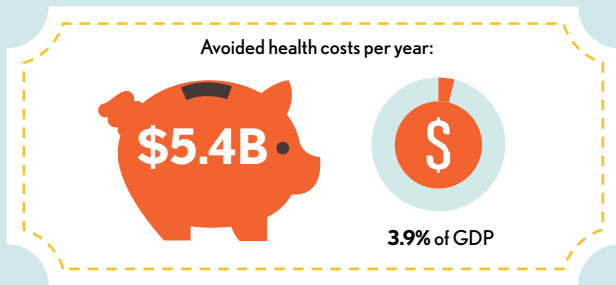
2050 Wind, Water, Solar



100% MONGOLIA

Transition to 100% wind, water, and solar (WWS) for all purposes
(electricity, transportation, heating/cooling, industry)

Avoided Mortality and Illness Costs



Air pollution deaths avoided every year: **695**

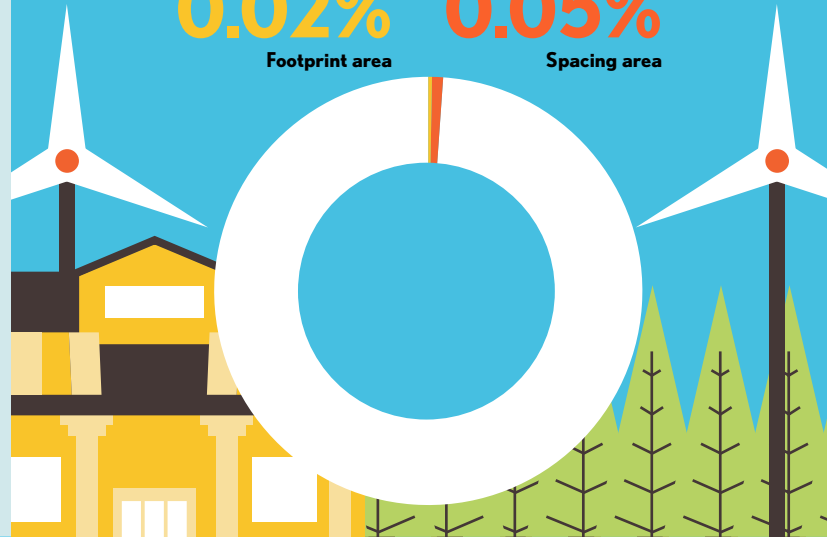


Plan pays for itself in as little as **2** years from air pollution and climate cost savings alone.

Percentage of Land Needed for All New WWS Generators

0.02% Footprint area

0.05% Spacing area



Future Energy Costs 2050

BAU (Business as usual) WWS (Wind, water, solar)



Average fossil-fuel energy costs*

10 c/kWh

*Health and climate external costs of fossil fuels are another 5.7c/kWh



Average WWS electricity costs

7.3 c/kWh

Money in Your Pocket

= \$500

Annual energy, health, and climate cost savings per person in 2050: **\$2,789**



Annual energy cost savings per person in 2050: **\$108**

