

100% MOZAMBIQUE

Transition to 100% wind, water, and solar (WWS) for all purposes
(electricity, transportation, heating/cooling, industry)



Residential rooftop solar
13.5%



Solar plant
34.8%



Concentrated solar plant
5%



Onshore wind
25%



Offshore wind
2%

2050

PROJECTED ENERGY MIX



Commercial/govt rooftop solar
4.8%



Wave energy
2%



Geothermal energy
0%



Hydroelectric
10.5%



Tidal turbine
2.4%



40-Year Jobs Created

Number of jobs where a person is employed for 40 consecutive years

Operation jobs:



17,813

Construction jobs:



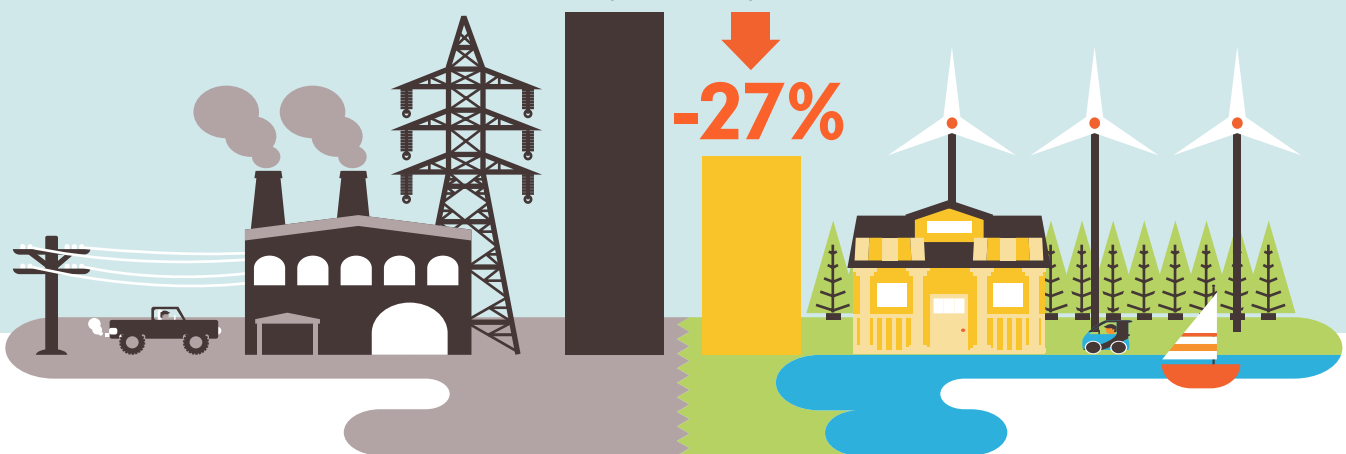
20,045

1 = 1,000

Using WWS electricity for everything, instead of burning fuel, and improving energy efficiency means you need much less energy.

2050 Demand with BAU

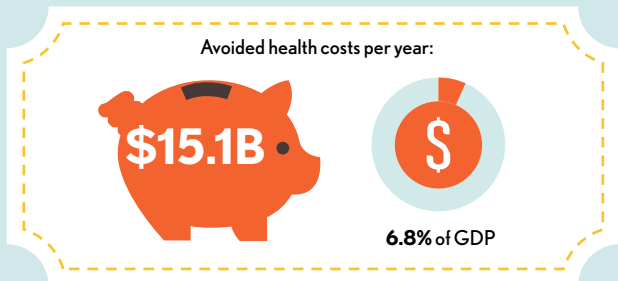
2050 Wind, Water, Solar



100% MOZAMBIQUE

Transition to 100% wind, water, and solar (WWS) for all purposes
(electricity, transportation, heating/cooling, industry)

Avoided Mortality and Illness Costs



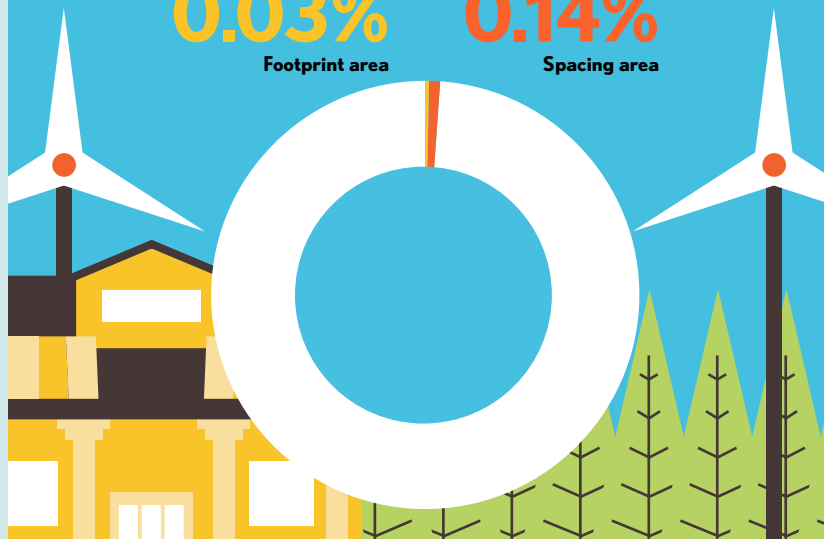
Air pollution deaths avoided every year: **5,660**



Plan pays for itself in as little as **3.3** years from air pollution and climate cost savings alone.

Percentage of Land Needed for All New WWS Generators

0.03% Footprint area
0.14% Spacing area



Future Energy Costs 2050

BAU (Business as usual) WWS (Wind, water, solar)



Average fossil-fuel energy costs*

6.9 c/kWh

*Health and climate external costs of fossil fuels are another 5.7c/kWh



Average WWS electricity costs

8.2 c/kWh

Money in Your Pocket

(P) = \$50

Annual energy, health, and climate cost savings per person in 2050: **\$281**



Annual energy cost savings per person in 2050: **\$0**