

100% UKRAINE

Transition to 100% wind, water, and solar (WWS) for all purposes
(electricity, transportation, heating/cooling, industry)



Residential rooftop solar
1.5%



Solar plant
38.2%



Concentrated solar plant
0%



Onshore wind
25%



Offshore wind
30%

2050

PROJECTED
ENERGY MIX

Commercial/govt rooftop solar
2%



Wave energy
1%



Geothermal energy
0%



Hydroelectric
2.3%



Tidal turbine
0%



40-Year Jobs Created

Number of jobs where a person is employed for 40 consecutive years

Operation jobs:

267,586

Construction jobs:

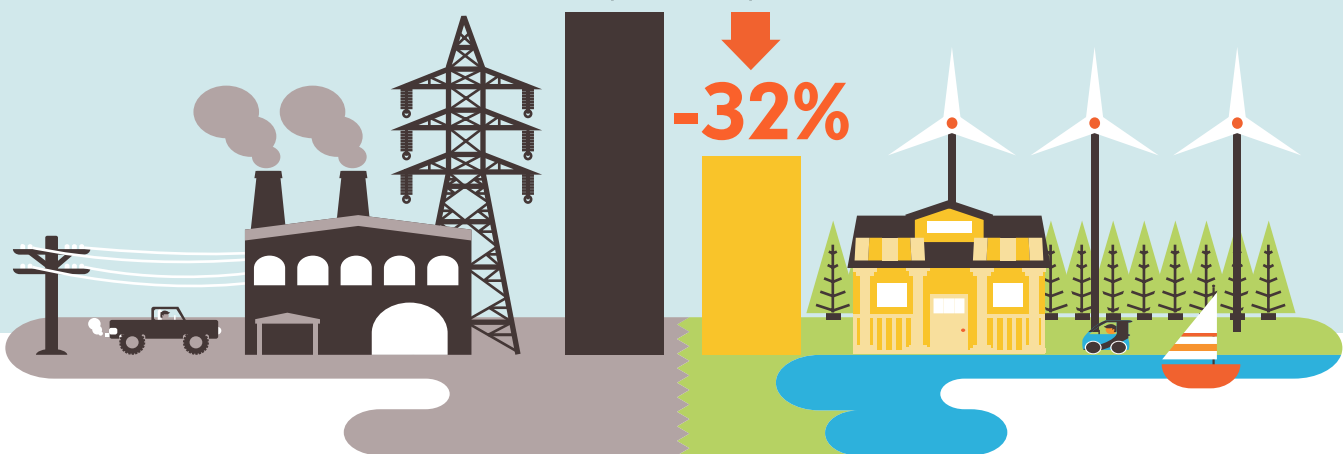
226,051

= 50,000

Using WWS electricity for everything, instead of burning fuel, and improving energy efficiency means you need much less energy.

2050 Demand with BAU

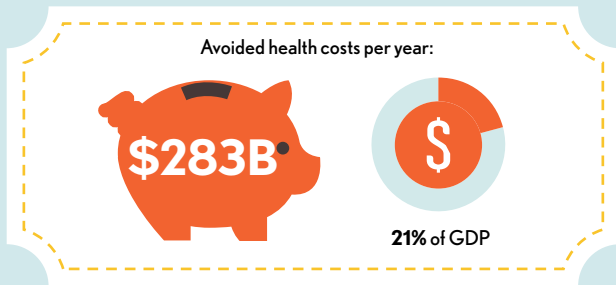
2050 Wind, Water, Solar



100% UKRAINE

Transition to 100% wind, water, and solar (WWS) for all purposes
(electricity, transportation, heating/cooling, industry)

Avoided Mortality and Illness Costs



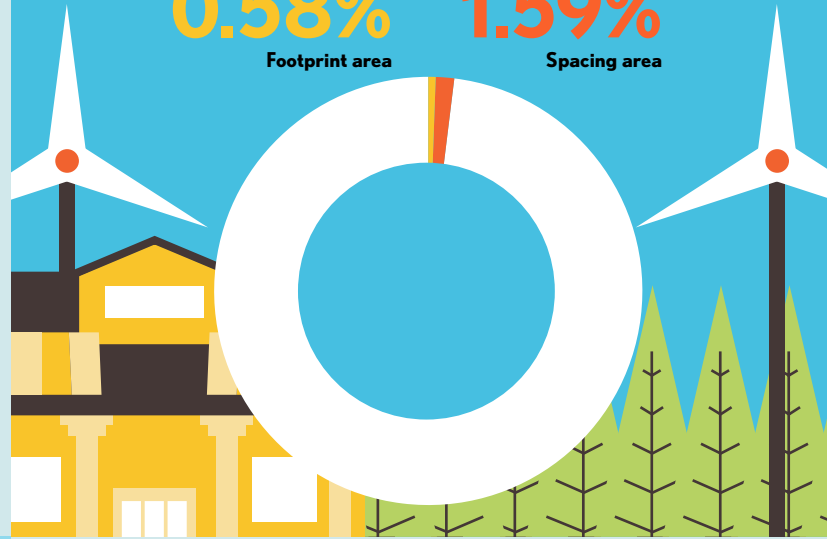
Air pollution deaths avoided every year: **32,196**



Plan pays for itself in as little as **1.4** years from air pollution and climate cost savings alone.

Percentage of Land Needed for All New WWS Generators

0.58% Footprint area
1.59% Spacing area



Future Energy Costs 2050

BAU (Business as usual) WWS (Wind, water, solar)



Average fossil-fuel energy costs*

9.8 c/kWh

*Health and climate external costs of fossil fuels are another 5.7c/kWh



Average WWS electricity costs

9.6 c/kWh

Money in Your Pocket

(P) = \$2,000

Annual energy, health, and climate cost savings per person in 2050: **\$13,218**



Annual energy cost savings per person in 2050: **\$283**

