

100% VIETNAM

Transition to 100% wind, water, and solar (WWS) for all purposes
(electricity, transportation, heating/cooling, industry)



Residential rooftop solar
8.4%



Solar plant
33%



Concentrated solar plant
14%



Onshore wind
0%



Offshore wind
30%

2050

PROJECTED ENERGY MIX

Commercial/govt rooftop solar
4.9%



Wave energy
1.9%



Geothermal energy
0%



Hydroelectric
7.8%



Tidal turbine
0%



40-Year Jobs Created

Number of jobs where a person is employed for 40 consecutive years

Operation jobs:



153,145

Construction jobs:




167,218

1 = 10,000

Using WWS electricity for everything, instead of burning fuel, and improving energy efficiency means you need much less energy.

2050 Demand with BAU

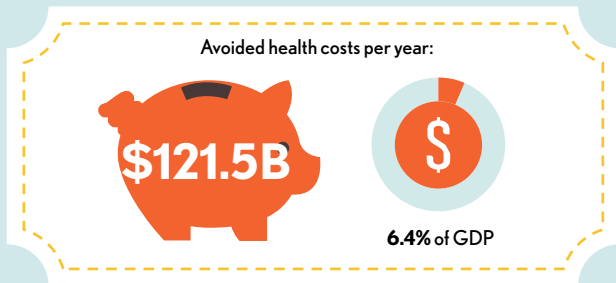
2050 Wind, Water, Solar



100% VIETNAM

Transition to 100% wind, water, and solar (WWS) for all purposes
(electricity, transportation, heating/cooling, industry)

Avoided Mortality and Illness Costs



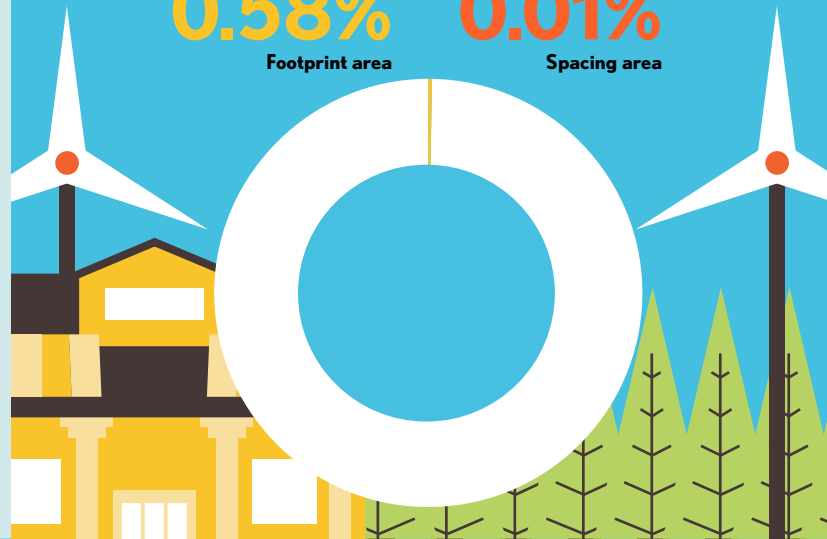
Air pollution deaths avoided every year: **21,284**



Plan pays for itself in as little as **2.2** years from air pollution and climate cost savings alone.

Percentage of Land Needed for All New WWS Generators

0.58% Footprint area
0.01% Spacing area



Future Energy Costs 2050

● BAU (Business as usual) ● WWS (Wind, water, solar)



Average fossil-fuel energy costs*

10.1 c/kWh

*Health and climate external costs of fossil fuels are another 5.7c/kWh



Average WWS electricity costs

8.9 c/kWh

Money in Your Pocket

(P) = \$500

Annual energy, health, and climate cost savings per person in 2050: **\$1,919**



Annual energy cost savings per person in 2050: **\$67**

